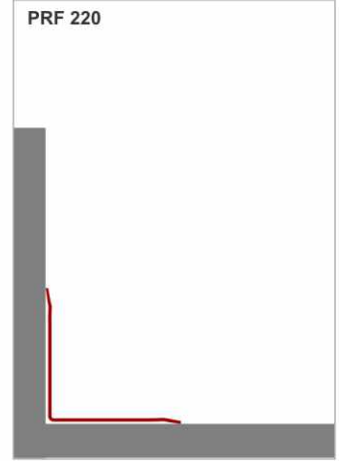


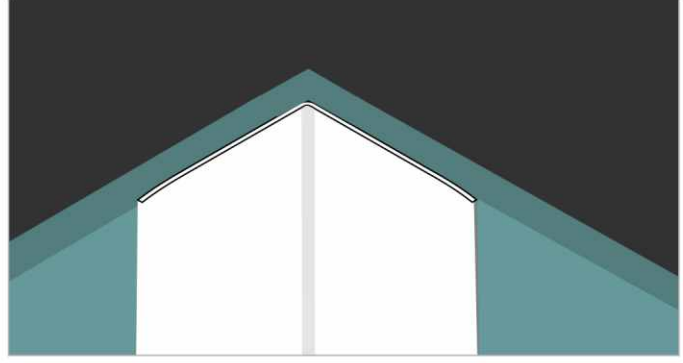



form PRF.200 - 240

harici dış ve iç köşe koruma profili
internal and external outer
edge protection profile



ölçü (mm) dimension	yüzey surface	ürün kodu product code	€/metre €/meter	paket/adet quantity	teknik çizim technical drawing
16 mm	SATINE / SATINOX	PRF.200.2500.16.1.S.I	6,9	10	
	SUPER AYNA / MIRROR	PRF.200.2440.16.2.S.M	8,3	10	
	PARLAK ALTIN / GOLD	PRF.200.2440.16.3.S.M.G	12,4	10	
	SATINE ALTIN / S. GOLD	PRF.200.2440.16.4.S.G	12,4	10	
	PARLAK / SHINE	PRF.200.2500.16.5.S.P	6,9	10	
	BRONZ / BRONZE	PRF.200.2440.16.7.B.R	18	10	
32 mm	SATINE / SATINOX	PRF.200.2500.32.1.S.I	11,4	6	<p>Seramik harici dış ve iç köşe koruma profilidir. 304 kalite paslanmaz çelikten 6 farklı yüzey seçeneğiyle üretilmektedir.</p> <p>They are grade 304 stainless steel protective profiles for outer and inner edges other than those of ceramic and produced with 6 different surface options.</p>
	SUPER AYNA / MIRROR	PRF.200.2500.32.2.S.M	17,8	6	
	PARLAK ALTIN / GOLD	PRF.200.2440.32.3.S.M.G	21	6	
	SATINE ALTIN / S. GOLD	PRF.200.2440.32.4.S.G	21	6	
	PARLAK / SHINE	PRF.200.2500.32.5.S.P	11,4	6	
	BRONZ / BRONZE	PRF.200.2440.16.7.B.R	32	6	
16 mm	SATINE / SATINOX	PRF.240.2500.16.1.S.I	6,9	10	<p>They are grade 304 stainless steel protective profiles for outer and inner edges other than those of ceramic and produced with 6 different surface options.</p>
	SUPER AYNA / MIRROR	PRF.240.2440.16.2.S.M	8,3	10	
	PARLAK ALTIN / GOLD	PRF.240.2440.16.3.S.M.G	12,4	10	
	SATINE ALTIN / S. GOLD	PRF.240.2440.16.4.S.G	12,4	10	
	PARLAK / SHINE	PRF.240.2500.16.5.S.P	6,9	10	
	BRONZ / BRONZE	PRF.240.2440.16.7.B.R	18	10	
32 mm	SATINE / SATINOX	PRF.240.2500.32.1.S.I	11,4	6	<p>They are grade 304 stainless steel protective profiles for outer and inner edges other than those of ceramic and produced with 6 different surface options.</p>
	SUPER AYNA / MIRROR	PRF.240.2500.32.2.S.M	17,8	6	
	PARLAK ALTIN / GOLD	PRF.240.2440.32.3.S.M.G	21	6	
	SATINE ALTIN / S. GOLD	PRF.240.2440.32.4.S.G	21	6	
	PARLAK / SHINE	PRF.240.2500.32.5.S.P	11,4	6	
	BRONZ / BRONZE	PRF.240.2440.16.7.B.R	32	6	

DİŞ KÖŞE KORUMA
EXTERNALİÇ KÖŞE KORUMA
INTERNAL